

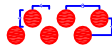






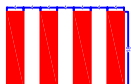
















SIMBOLI STANDARD MAPPE TATTILI

ELEMENTI PERCORSO TATTILE	PISTA TATTILE	①		TAPPETO MOBILE	
	ARRESTO/PERICOLO	② ③		ASCENSORE	
	PERICOLO VALICABILE	② ③		PARETE	
	SVOLTA OBBLIGATA	③ ④		FRECCIA DIREZIONALE	
	INCROCIO	④		ATTRAVERSAMENTO	
	ATTENZIONE/SERVIZIO	④		SEDILE	
SEI QUI	③		LAVABO		
ALTRA MAPPA			WATER CLOSET		
SCALA			ORINATOIO		
SCALA MOBILE			FARMACIA		
RAMPA			SOS		
RAMPA MOBILE			OBLITERATRICE		

1 - Da riportarsi sempre in legenda con la dicitura "PISTA TATTILE".

2 - Da riportarsi sempre in legenda.

3 - Punto a calotta.

4 - Possono non essere riportati nella legenda della mappa tattile.